



7650 PROFILE (TUBE)

HORIZONTAL SUSPENSION / WALL MOUNT

7000 Series



Cross-section dimensions:



THE BEAUTY OF 315 ° LIGHTING

Modern design, this beautiful opal acrylic tube multiplies the possibilities of lighting. An innovative three-sided radiator diffuses light at 315° and can accommodate 2 or 3 light sources. The wide choice of color temperatures and light intensities make it an ultra-versatile luminaire when it comes to determining the intensity and color of the light. With a 3-inch diameter, the 7650 provides uniform linear illumination without dots or halos.

FEATURES

- **Surface Installation:** Can be installed horizontally with 2 stylish canopies or vertically with a stylish canopy, and an electrical junction box. Given the lightness of the tube, the facades of the stylish canopy can be mounted in three positions: top, center and bottom.
- **Horizontal Hanging Installation:** Create striking lighting effects by varying angles or arranging tubes asymmetrically. Choice of 3 standard light sources and 3 24V high power light sources on one, two or three radiator trays providing 6 light intensity options.
- Custom length by sections of 6 to 144 inches (3.6m).
- Accepts 3 LED engines on the heatsink insert
- Designed to give a uniform light without hot spots.
- Designed to meet North American woodworking standards.

OPTIONS



LED ENGINE COMPATIBILITY


All three surfaces of the heatsink insert are compatible with LED engines up to **10mm** wide for IP22 and up to **8mm** wide for IP68 options.

LINEAR WEIGHT

0.529 lbs/ft, 0.787 kg/m (acrylic tube with aluminum heatsink insert only)



ACRYLIC DIFFUSER



7650 - Acrylic diffuser tube

HEATSINK INSERT



1900 - Edge heatsink

MOUNTING HARDWARE



SUSH - Horz. susp. kit, Alu (Type B single channel) w/15ft. aircraft cable



MC - Mural canopy, alu
NOTE: This mural canopy requires a remote driver.

CANOPY

NOTE: Only available with **SUS** bracket (suspension)



Remote driver canopy plate
See Appendix 2 on page 158
CR0 - Alu
CR1 - Black
CR2 - White



Integrated driver in canopy
See Appendix 2 on page 158
CI0 - Alu
CI1 - Black
CI2 - White



Integrated driver & suspension kit
See Appendix 2 on page 158
CIK0 - Alu
CIK1 - Black
CIK2 - White



NO - No canopy

LENGTH

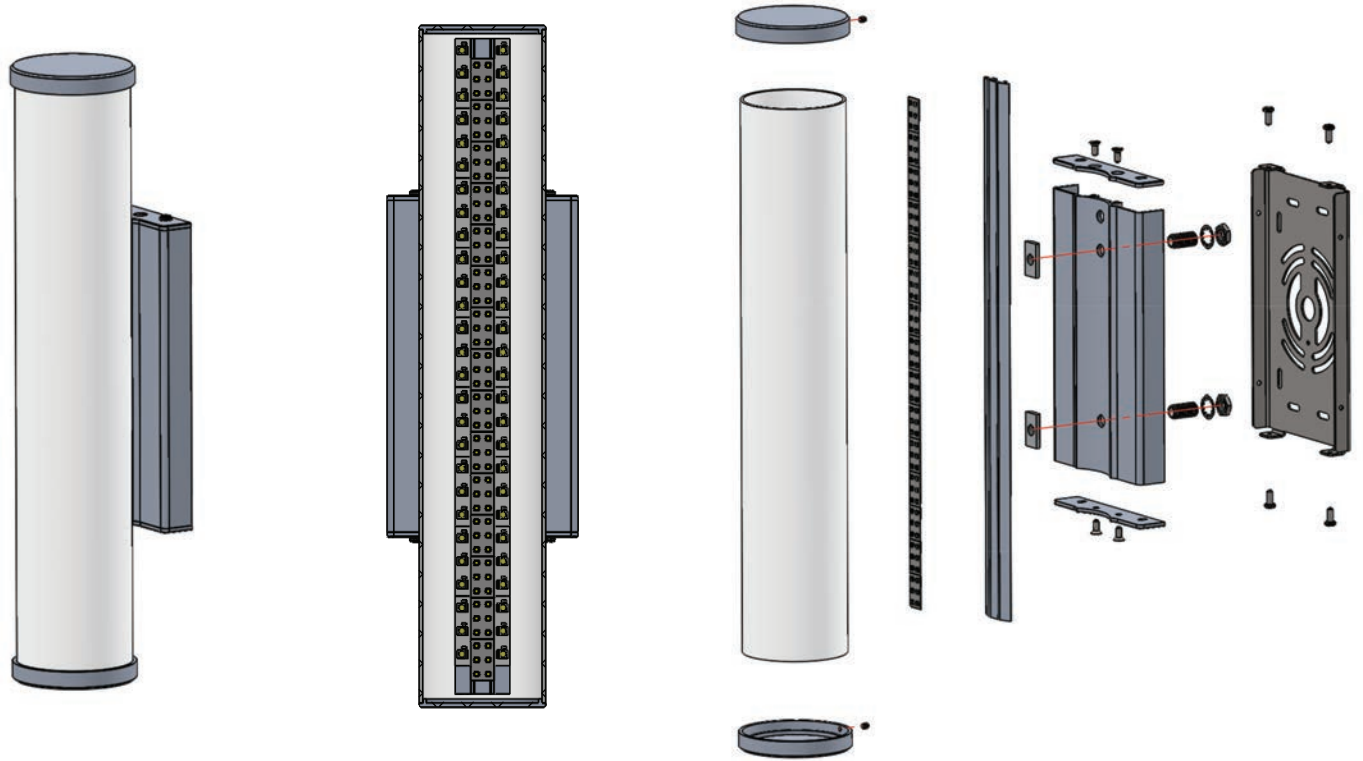
Custom length by sections of 6 to 144 inches (3.6 m).



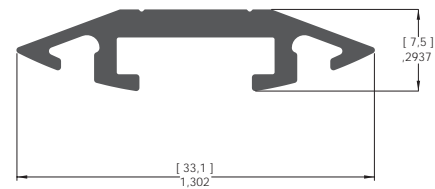
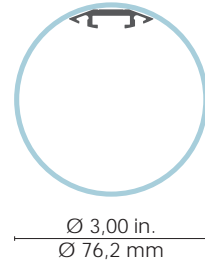

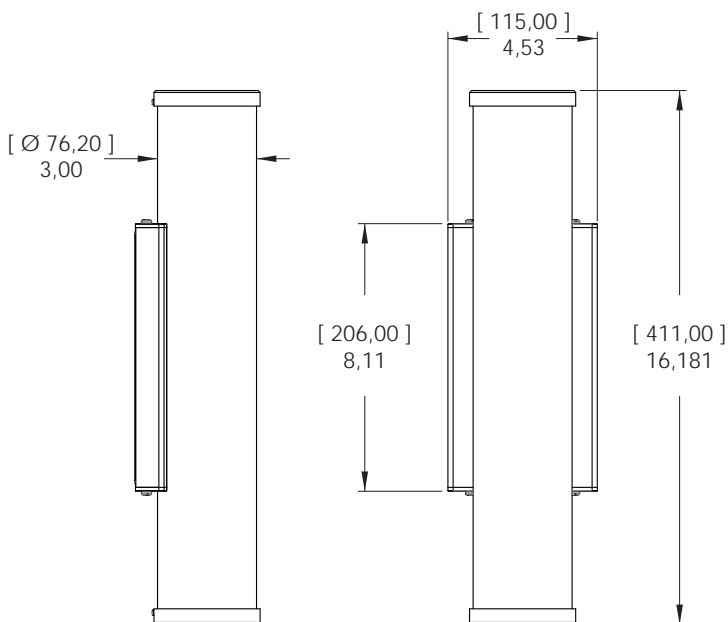
COLOR TEMPERATURE	LUMEN PACKAGE*	LEAD IN/OUT	POWER CABLE FINISH	USAGE*	POWER SUPPLY/CONTROL
<ul style="list-style-type: none"> 24 - 2400K 27 - 2700K 30 - 3000K 35 - 3500K 42 - 4200K 53 - 5300K (LHP only) 62 - 6200K (LP only) WD1 - WarmDim 14W TW1 - Tunable White 11W TW2 - Tunable White 19W RGB1 - RGB 14W RGB2 - RGB 19W 	<ul style="list-style-type: none"> 2LP1 - 320 LM / 3.0W FT / 90+CRI 2LP3 - 616 LM / 9.0W FT / 90+CRI 3LP2 - 765 LM / 9.0W FT / 90+CRI 3LP3 - 924 LM / 13.5W FT / 90+CRI 2LHP - 1400 LM / 14.0W FT / 90+CRI 3LHP - 2100 LM / 21.0W FT / 95+CRI <p>Note: Not applicable for Warmdim Tunable White & RGB color temperatures</p>	<ul style="list-style-type: none"> HW3 - Hardwire 3 FT HW6 - Hardwire 6 FT HW9 - Hardwire 9 FT HWX - Hardwire custom FT DC3 - DC plug 3 FT DC6 - DC plug 6 FT DC9 - DC plug 9 FT DCX - DC plug custom FT SUS - Coaxial wire 15 FT NO - No lead 	<ul style="list-style-type: none"> BK - Black WH - White RD - Red BC - Black/White Chevron 	<ul style="list-style-type: none"> I - IP22 indoor dry location 0 - IP68 wet/damp location <p>Note: 3LHP, Warmdim, Tunable White, RGB options are only available in IP22.</p>	<ul style="list-style-type: none"> A - Non-dimming B - ELV dimming 120V AC C - ELV dimming 120/277 VAC** D - 0/10V dimming 120/277 VAC E - Non-dimming DC plug in F - DMX G - Lutron - HI-LUME PREMIER 0,1% Eco System 24V/96W I - Casambi CBU-A2D-0/10V-DALI-Bluetooth 100/277 VAC J - Casambi CBU-PWM4-4CH-Bluetooth 100/277 VAC K - Casambi CBU-TED-CV-Trail edge dim-Bluetooth 120 VAC NO - No driver
COLOR TEMPERATURE CCT	LUMEN PACKAGE	LEAD IN LEAD OUT	POWER CABLE FINISH	USAGE	POWER SUPPLY/CONTROL

*NOTE: The light output is provided in lumens per foot, for a CCT of 4200K and a clear lens. Please refer to the optics page for CCT and translucency conversion factors. ** Only available in 96W - 24V Driver

Serie 7650 (7630) LM22840-21



ASSEMBLY DIMENSION / DIMENSION D'ASSEMBLAGE



[mm]
 inches/pouces

NOTES

