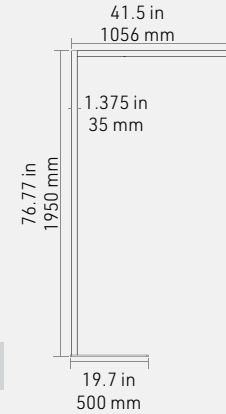


LIGHT TASK

Luminaire Series



Cross-section dimensions:



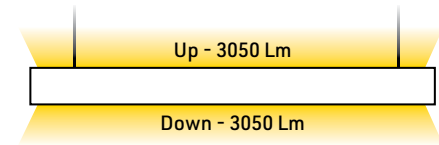
WITH TUNABLE WHITE!

The aluminum Light Task floor lamp is designed with intelligent lighting control, daylight adjustment and movement detection. You can configure these controls to your liking and the lamp will automatically turn on when sensing your presence and adjust its lighting output so that a relatively constant level of illumination is maintained throughout the day. Its straight and clean lines will give a modern look to your decor.


FEATURES

- Configurable daylight sensor and motion sensor.
- Daylight adjustment directly and indirectly.
- Regulation of amount of light when absent, resuming automatically by motion sensor.
- Manual dimming available for room light (indirect light) and direct light.
- Anti-glare technology reducing eye fatigue.

UP & DOWN LIGHTING




VARIABLE COLOR



A WIDE RANGE OF SETTINGS

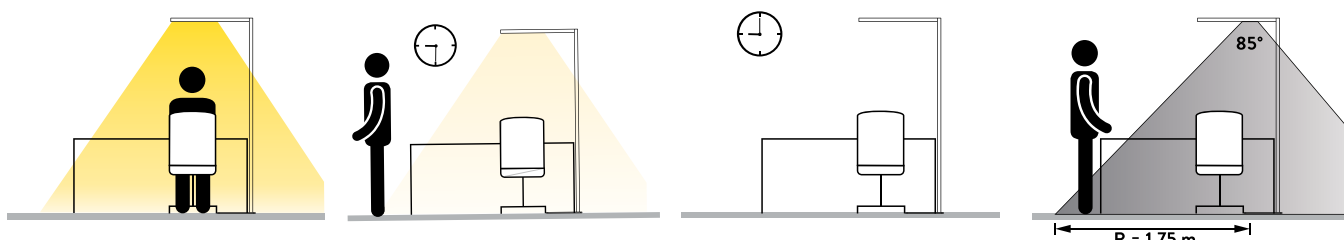
Use the touch panel to manually adjust the light intensity.

SENSORS AND SETTING SWITCH



SWITCH POSITION	MOTION SENSOR	DAYLIGHT SENSOR
0	OFF	OFF
1	ON	OFF
2	ON	ON
3	OFF	ON

MOTION SENSOR



Turn on the lamp.

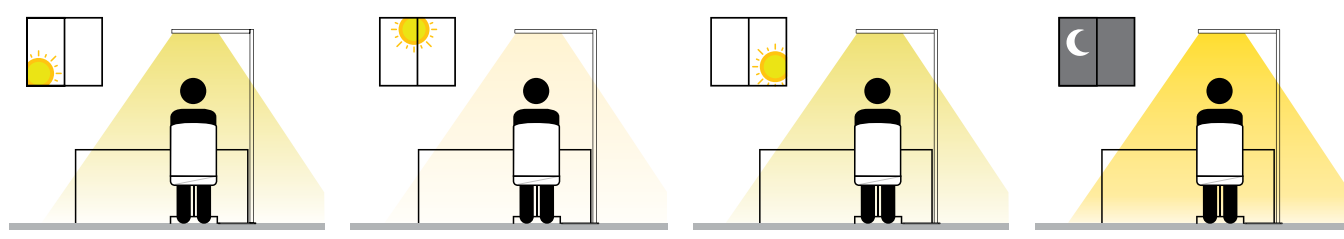
After 30 min, without presence, output of the luminaire is reduced to 30% automatically.

After 30 min, without presence, output of the luminaire automatically switches off.

When presence detected, the luminaire switches on immediately. Detection angle 85°

R = 1,75 m

DAYLIGHT SENSOR



After each manual dimming, the set value is stored together with the value of the ambient light, measured by the sensor.

When the ambient light change or re-dimming, the output of the lamp is adjusted so that a relatively constant level of illumination are maintained, optimal for desk work.

TOUCH PANEL



Upper area:
 - Indirect light On/Off switch
 - indirect light: dimming

Middle area:
 - On/Off switch
 - Adjust color temperature in tunable white.

Lower area:
 - Direct light On/Off switch
 - Direct light: dimming

CERTIFIED QUALITY

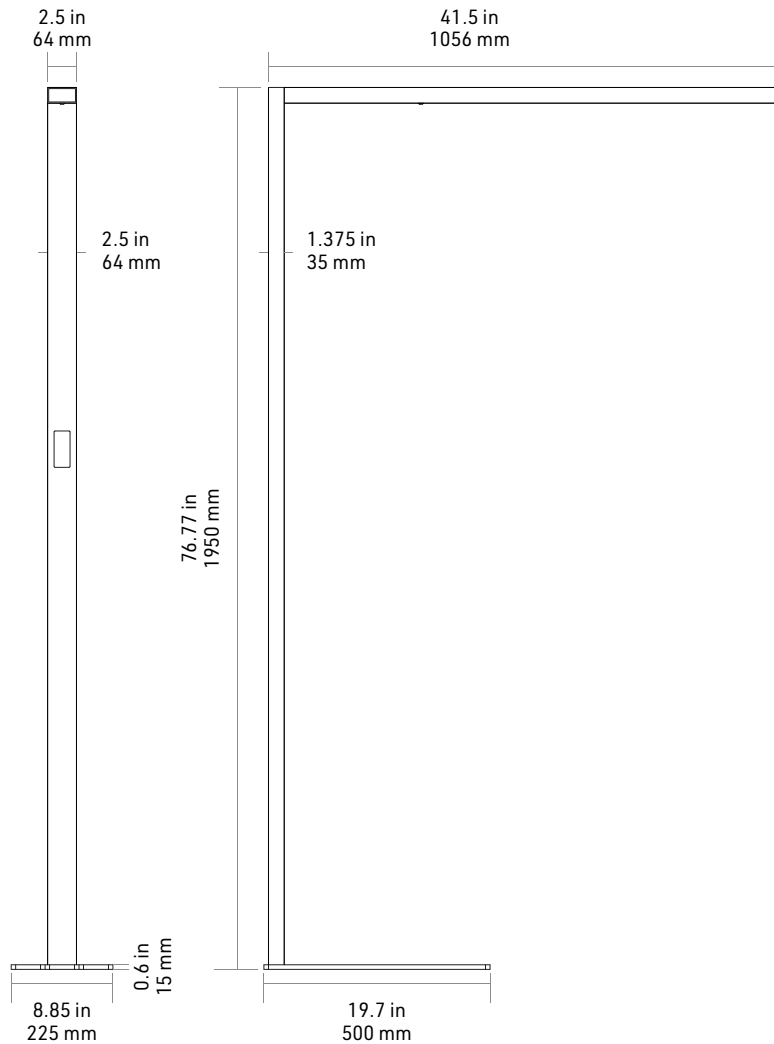


From the time of design and conception, through the final manufacturing process, LumenTruss quality is controlled and backed by leading certification authorities to ensure that you get a product that is guaranteed to perform to your expectations.

WITH SEPARATE UP & DOWN CONTROLS, LIGHT TASK GIVES YOU MANY OPTIONS





LIGHT TASK DIMENSIONS



TECHNICAL DATA

Dimension	46.25 x 2.6 x 1.5 in	Beam angle	50° direct, 120° indirect
Power	25W up, 25W down	Dimming	Touch-dim
Power Consumption	80kwh/1000h	Protection Rating	IP20
Lumen Output	762 Lm/ft	Warranty	5 year warranty

LUMINAIRE TYPE	QUANTITY
 LIGHT TASK, SILVER	LM00001-25
 LIGHT TASK, BLACK	LM00001-45
 LIGHT TASK, WHITE	LM00001-46

Lamp