

LUXLINE

TIRED OF YOUR LED DRIVERS?

No drivers required up to 164 ft.



YOUR SOLUTION TO LONG LED RUN

350 LM/FT

LUXLINE DRIVERLESS TECHNOLOGY UP TO 164 LINEAR FT

LUXLINE FEATURES

- LumenTruss Driverless technology.
- Direct line voltage.
- Constant current IC providing uniform intensity over the entire run.
- Uses North American power plug with built-in fuse.
- 164 FT maximum run.
- Ultra high lumen output.
- Architectural grade.
- PVC coating (not recommended for direct sunlight).
- IP65 - **(HAS TO BE DONE IN FACTORY OVERMOLDED CONNECTORS)**.
- 3 year warranty - Life of 50,000 hours.
- NOTICE: Do not cut AC plug.

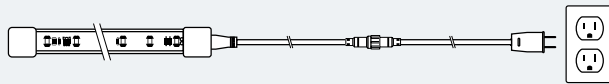
164 Ft MAX	120V Plug & Play or Hardwire	115 LM/W	CUSTOM LENGTHS
	DRIVER		TITLE 20 COMPLIANT

RECOMMENDED DIMMERS - 3% TO 80%

- Lutron DVELV-300P-LA
- Leviton Sureslide 6674
- kylark SELV 300P

PLUG-IN AND HARDWIRE VERSIONS

Plug-in Connection Diagram



Hardwire Connection Diagram

NEW revolutionary hardwire connection with built-in fuse! Exclusive to LumenTruss.



120V LED ENGINE - IP65 - ROLL 164 FT		QUANTITY	ACCESSORIES		QUANTITY
B3056-LUXLINE120-72-16MM-13.2W-2400K	LM28500-15		DIY Kit jumper 6"	LM28500-93	
B3056-LUXLINE120-72-16MM-13.2W-2700K	LM28500-25		DIY Kit jumper 12"	LM28500-94	
B3056-LUXLINE120-72-16MM-13.2W-3000K	LM28500-35		DIY Kit Plug-In (120cm cable)	LM28500-87	
B3056-LUXLINE120-72-16MM-13.2W-3500K	LM28500-40		DIY Kit Hardwire	LM28500-86	
B3056-LUXLINE120-72-16MM-13.2W-4000K	LM28500-45		Bracket (suggested every 6")	LM28500-92	

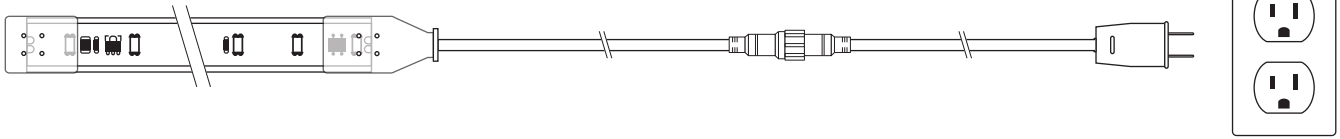
CUSTOM OPTIONS:

SMD TYPE	INPUT VOLTAGE	LED DENSITY	STRIP WIDTH	RATED POWER	CCT	JUMPER	LEAD IN / OUT	STRIP LENGTH
B3056 - 3 x 5.6mm	120 - 120 volt	72 - 72 LED/m	16mm (% in.)	13.2W/m (4 W/ft)		JP6 - Jumper 6" JP12 - Jumper 12" NO - No jumper	PG - Plug-in 47" HW - Hardwire 118"	Order in lengths of 1ft (12in.)* *Connection every 12 inches, cuttable every 12 in.

B3056	LUXLINE120	72	16mm	13.2W					
SMD TYPE	INPUT VOLTAGE	LED/M	WIDTH	W/M	CCT	JUMPER	IN	OUT	LENGTH

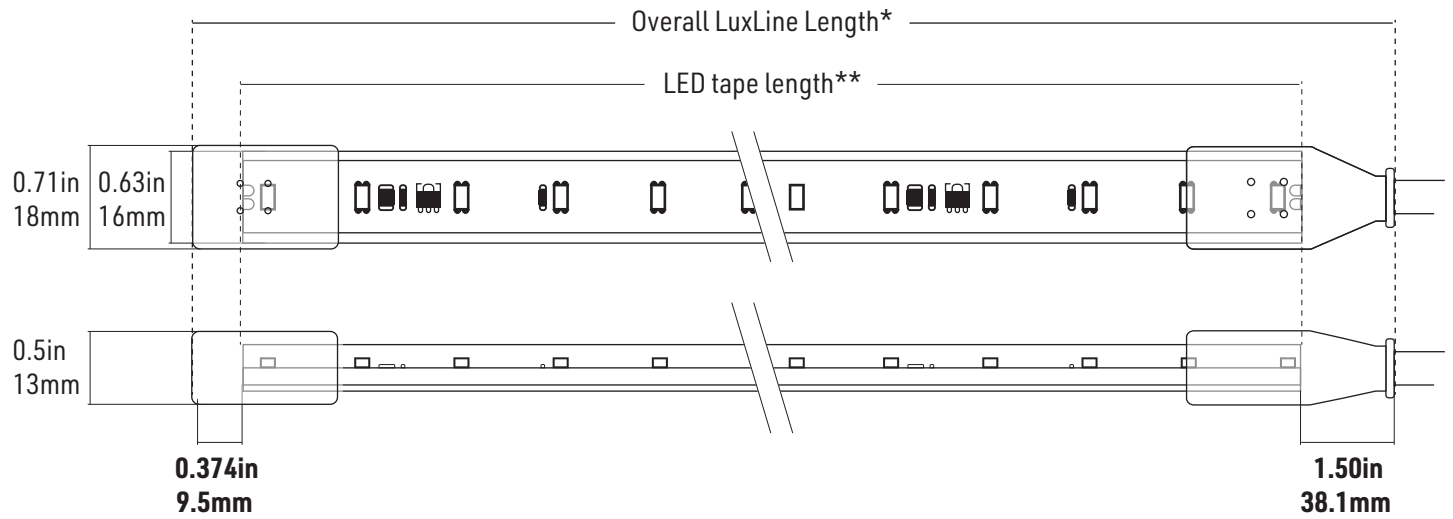
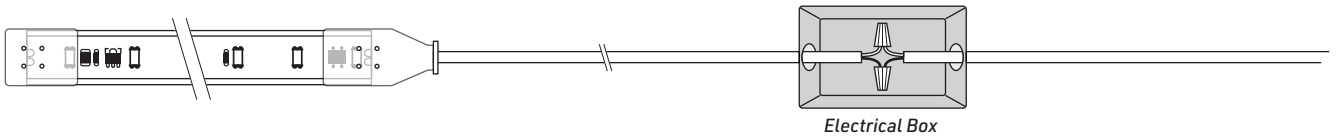
PLUG-IN AND HARDWIRE VERSIONS

Plug-in Connection Diagram



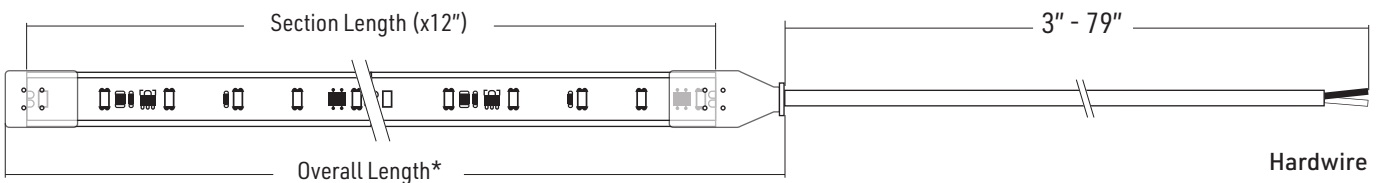
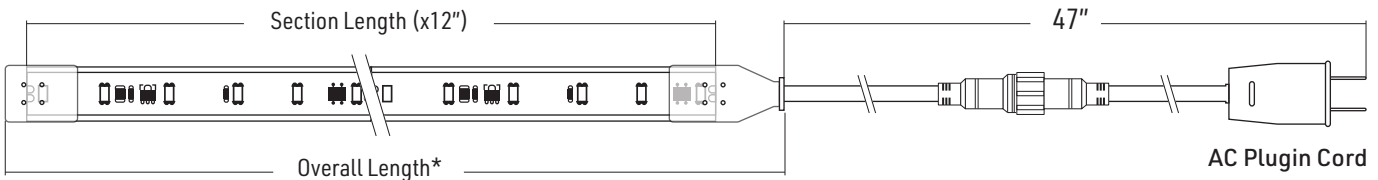
Hardwire Connection Diagram

With the NEW revolutionary hardwire connection with built-in fuse! Exclusive to LumenTruss.



* La longueur totale comprend les embouts. C'est la longueur de votre commande
 ** La longueur du ruban LED doit être divisible par 12" (longueur de section)

* Overall length includes the end caps and is the length in your order
 ** LED tape length needs to be divisible by 12" (section length)



NOTES

