


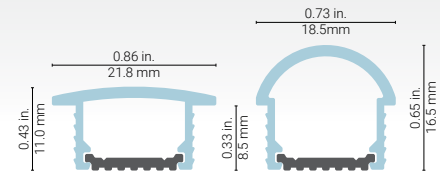
# 5000 Profile

5000 (LM22221-2)



## 5000 Series

Cross-section dimensions:



The 5000 consists of an **aluminum heatsink base** inserted into a **flexible recessed lens** with gripping sides. It allows for a very **simple installation**, with the assembly inserted into the recess and staying in place due to the gripping ribbed lens sides. The 5/8" wide and 3/8" deep recess is a direct fit for North American cabinetry, closet, or mural applications, besides being economical and providing lighting without hot spots.

### Features

- Designed to give a uniform light without hot spots with the 5200 round lens and a strip of 120 LEDs per meter or more.
- The 5200 (round) lens has a 0.31 inch (8mm) wall offset, while the 5300 (flanged) lens stands out only 1/10" (2.5mm).
- The LED heatsink base is made of aluminum for improved heat dissipation.
- The recess hole should be 5/8" (15.9mm) wide and 8.5mm (1/3 inch) deep minimum.
- Custom length by sections of 96 inches (2.44m).
- Application guide for 10mm (3/8-inch) LED strip or less.
- Designed to meet North American woodworking standards.

### Options




### LED strip compatibility

Compatible with LED strips up to **10mm** wide.

### Linear weight




0.035 lbs/ft, 0.052 kg/m (without lens)  
0.035 lbs/ft, 0.052 kg/m (with 5300 flanged lens)  
0.035 lbs/ft, 0.052 kg/m (with 5200 round lens)











# 5000 Profile

Components and accessories

# 5000 Series

PROFILE	LENSES	LENGTH
 <p>5000 Heatsink Profile <b>5000</b> (LM22221-2)</p>	 <p>5300 Flanged <b>5010</b> (LM22510-1)</p>	<p>Custom length by sections of 96 inches (2.44m).</p>
	 <p>5200 Round <b>5020</b> (LM22510-5)</p>	
PROFILE	LENS	LENGTH

## Lumen package

LUMEN PACKAGE *	COLOR TEMPERATURE	LEAD LENGTH	POWER SUPPLY TYPE	USAGE	NOTES
 255 lm/ft, flex. 5/16" wide 12/24V Constant Voltage <b>LP3528120</b>	 Candle White <b>2400K</b>	<p>Please specify the needed DC wire length (include units).</p>	 Non-dimmable <b>NO</b>	 Indoor, dry (IP22) <b>IP22</b>	<p>* The light output is provided in lumens per foot, for a CCT of 4200K and a clear lens. Please refer to the optics page for CCT and translucency conversion factors.</p>
 308 lm/ft, flex. 5/16" wide 24V Constant Voltage <b>LP3528180</b>	 Soft White <b>2700K</b>		 ELV dimming <b>ELV</b>	 Indoor, wet (IP68) <b>IP68</b>	
LUMEN PACKAGE	COLOR TEMPERATURE (CCT)	LEAD LENGTH	POWER SUPPLY TYPE	USAGE	

# Notes

