

45° Wood Moulding

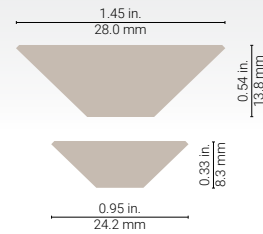
5900 (LM40990-05)

5910 (LM40990-35)



5000 Series

Cross-section dimensions:



The **limewood 45-degree mouldings** are the woodworker's solution to integrating linear LED lighting in furniture, cabinetry, or other locations having inside corners. Available in widths of 1.5" to accommodate stronger LED lighting in an aluminium profile, and 1" for an exposed LED strip on a basic heatsink. The back clearance allows passing and concealing the electrical wiring. Its smooth surface can be tinted, primed and painted.

Features

- Quality finish hardwood moulding in linden, easy to install.
- Smooth, pre-cut at 12 000 RPM – no sanding required, can be painted or stained.
- 44-degree sides for a snug fit in imperfect corners.
- Ideal for indoor linear LED lighting: ceiling, mural, cabinetry, shelving.
- Compatible with standard LED strips and PCBs, linear heatsinks, and aluminum profiles.
- Back clearance for passing and concealing the electrical wiring.
- Recommended as a base for LED aluminum profiles or heatsinks.
- Available in length of 8 feet.

Options



LED strip compatibility

5900 (1.5"): compatible with LED profiles, strips, and PCBs up to **36mm** wide.
5910 (1"): Compatible with LED strips and PCBs up to **23mm** wide.

Linear weight:











1.5" (5900): 0.116 lbs/ft, 0.172 kg/m
1" (5910): 0.052 lbs/ft, 0.076 kg/m















45° Wood Moulding

Components and accessories

5000 Series

WOOD MOULDING	ALU PROFILE	LENSES	ENDCAPS	ACCESSORIES	LENGTH
 <p>45° Wood Moulding, 1.5" 5900 (LM40990-05)</p>  <p>45° Wood Moulding, 1" 5910 (LM40990-35)</p>	 <p>1100 Profile 1200 (LM22190)</p>  <p>5000 Heatsink Profile 5000 (LM2221-2)</p>	 <p>Standard, Clear 1269 (LM22298)</p>  <p>Standard, Spread 1265 (LM22294)</p>  <p>Standard, Optiflex 1261 (LM22290)</p>  <p>Standard, Opal 1263 (LM22292)</p>	 <p>Standard 1100 1294 (LM22299-11) WITHOUT HOLE 1295 (LM22299-15) HOLE</p>	 <p>3M mounting tape, 8mm 1033 (LM21027-22)</p>	<p>Available in 8-foot-long sections only (96 inches / 2.44m)</p>
WOOD MOULDING	ALU PROFILE	LENS	ENDCAP	ACCESSORIES	LENGTH

Lumen package

LUMEN PACKAGE *	COLOR TEMPERATURE	LEAD LENGTH	USAGE	POWER SUPPLY TYPE	NOTES
 255 lm/ft, flex. 5/16" wide, 12/24V Constant Voltage LP3528120  308 lm/ft, flex. 5/16" wide, 24V Constant Voltage LP3528180  462 lm/ft, flex. 9/16" wide, 24V Constant Voltage LP3528240  650 lm/ft, rigid 1/2" wide, 350/700mA Constant Current LP573052**	 Candle White 2400K  Soft White 2700K  Warm White 3000K  Bright White 3500K  Neutral White 4200K	<p>Please specify the needed DC wire length (include units).</p>	<p>IP22 Indoor, dry (IP22) IP22</p>	 Non-dimmable NO  ELV dimming ELV  0-10V dimming 0-10V	<p>* The light output is provided in lumens per foot, for a CCT of 4200K and a clear lens. Please refer to the optics page for CCT and translucency conversion factors. ** Only available in CCTs of 3000K and 4200K, IP22, and lengths of 1/2/3/4/5/6/8 feet.</p>
LUMEN PACKAGE	COLOR TEMPERATURE (CCT)	LEAD LENGTH	USAGE	POWER SUPPLY TYPE	

Notes

