


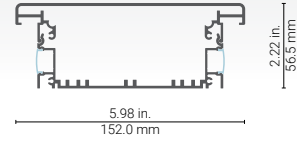
7400 (7450) Profile

7400 (LM22820-01)



7000 Series

Cross-section dimensions:



From **flat wall fixtures** to **one-of-a-kind signage**, the 7400 profile with the 7450 faceplate can do it all. The 7400 base accepts most LED strips and lenses of the 1000 Series, and can also house the power supplies and lighting effect controllers for all that jazz. The faceplate can be CNC machined and backlit through an acrylic screen for effective designer signage. Go up to 20 feet long, and finish as desired.

Features

- Designed to create custom lit nameplates / logo signs.
- Compatible with 1000 Series lenses.
- Can be installed in 20 foot lengths.
- Custom length by sections of 6 to 240 inches (6m).
- Application guide for 10mm (3/8-inch) LED strip or less in top and bottom insert.
- Made of ALCOA 6063-T5 aluminum alloy increasing heat dissipation.

Options



LED strip compatibility

The top and bottom inserts are compatible with LED strips up to **14mm** wide.

Linear weight










1.949 lbs/ft, 2.901 kg/m (with cover plate)


















7450 Profile

Components and accessories

7000 Series

PROFILE	FINISH	LENSES	ENDCAPS	ACCESSORIES	LENGTH
 <p>7400 Profile 7400 (LM22820-01)</p>	 <p>Flat cover alu 7450 7450 (LM22820-15)</p>	 <p>Standard, Clear 1269 (LM22298)</p>  <p>Standard, Spread 1265 (LM22294)</p>  <p>Standard, Optiflex 1261 (LM22290)</p>  <p>Standard, Opal 1263 (LM22292)</p>  <p>Standard, Focus 1267 (LM22296)</p>	 <p>Endcap alu 7450 7471 (LM22820-55)</p>	 <p>Backlit acrylic screen with rubber spline mount 7476 (LM22221-76)</p>	<p>Custom length by sections of 6 to 240 inches (6m).</p>
7400	7450		7471		
PROFILE	FINISH	LENS	ENDCAPS	ACCESSORIES	LENGTH

Lumen package

LUMEN PACKAGE *	COLOR TEMPERATURE	USAGE	POWER SUPPLY TYPE	NOTES
 255 lm/ft, flex. 5/16" wide 12/24V Constant Voltage LP3528120	 Candle White 2400K	 Indoor, dry (IP22) IP22	 Non-dimmable NO	<p>* The light output is provided in lumens per foot, for a CCT of 4200K and a clear lens. Please refer to the optics page for CCT and translucency conversion factors.</p> <p>** Only available in IP22.</p> <p>*** Only available in CCTs of 3000K and 4200K, IP22, and lengths of 1/2/3/4/5/6/8 feet.</p>
 308 lm/ft, flex. 5/16" wide 24V Constant Voltage LP3528180	 Soft White 2700K	 Indoor, wet (IP68) IP68	 ELV dimming ELV	
 462 lm/ft, flex. 9/16" wide 24V Constant Voltage LP3528240**	 Warm White 3000K	 Outdoor, weatherproof (IP68, NMWU, UV-resistant) IP68+	 0-10V dimming 0-10V	
 650 lm/ft, rigid 1/2" wide, 350/700mA Constant Current LP573052***	 Bright White 3500K			
	 Neutral White 4200K			
LUMEN PACKAGE	COLOR TEMPERATURE (CCT)	USAGE	POWER SUPPLY TYPE	

Notes

